



ABS DEWATERING PUMPS.



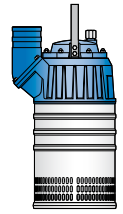
Av. Colonial 5771 - Callao
Central 464-0404 Email: info@unitec.pe
www.unitec.pe

www.absgroup.com



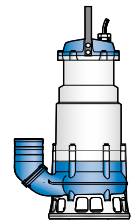
ABS submersible drainage pump J.....4

Suitable for water, dirty water mixed with soil
Plug in start with built in motor protection
Light weight aluminium design



ABS submersible sludge pump JS8

Suitable for sludge, water mixed with solids
Plug in start with built in motor protection
Light weight aluminium/nodular cast iron design



Pump options and accessories10



**Tell us your need.
We provide the solution.**

- What you are pumping
- Requested flow
- Site conditions
- Time schedules
- Availability and logistics
- Need for emergency or back-up service
- Suitable mix of rent & buy
- Project planning
- Purchase, rental or leasing

ABS submersible drainage pump J

ABS submersible drainage pump J 12 - 604 and JC 24 - 84 are suitable for pumping water and dirty water mixed with light abrasives. When delivered to a site you can start using them right away. The low weight and compact design makes for convenient transport, handling and installation.

1 Easy start – plug-in without worrying about overheating

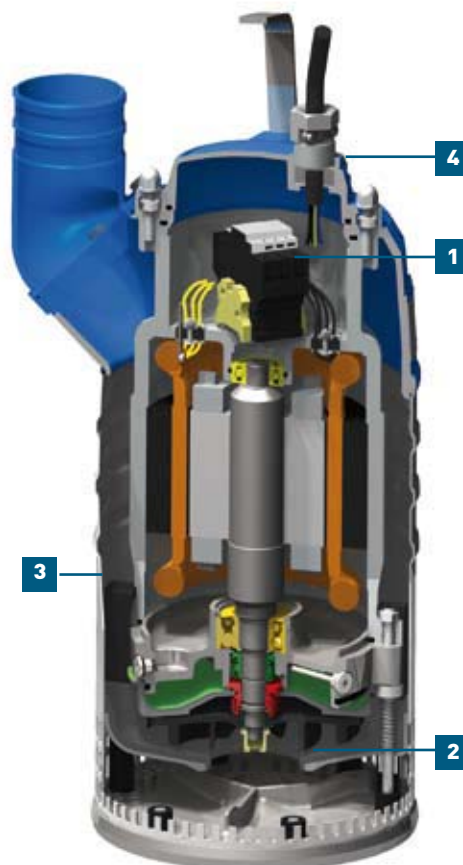
Built-in contactor connected to the thermal sensors in the stator windings protects the motor from overheating and features an automatic restart function.

2 Wear resistance – one investment, years of cost efficient pumping

Impeller in high chrome alloy steel with full upper shroud and adjustable wear parts in oil resistant nitrile rubber secure a long lifetime and high efficiency.

3 Reliable operation – minimizes time for maintenance

Double outer casing and good heat convection enables pump to operate continuously at low levels or even run dry without damaging the motor.



First class materials like outer casing in stainless steel, cast parts in lightweight aluminium alloy, mechanical shaft seals in silicon carbide grant a pump you can rely on.

4 Serviceability – save time and money by easy on-site service

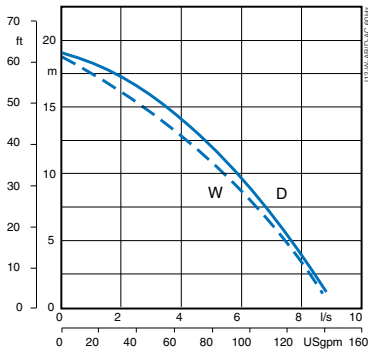
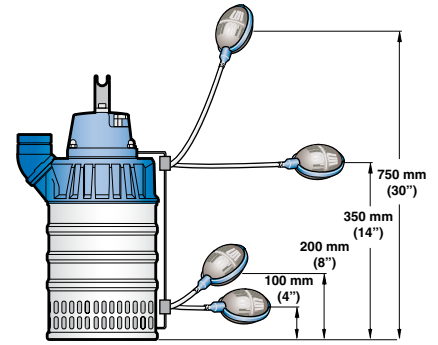
Due to modular design, the same parts can be used for different pumps, which lowers overall service costs. By removing the top cover of the pump you can easily check the electrical junction box.

For protection the motor is separately sealed from the junction box. Environmentally safe white oil is used in the oil casing for easy inspection of seal conditions. For J205 and J405 service is made even easier due to a mechanical seal cartridge.

Pump with built in float switch

J 12 115-230 V, J 15 230 V single phase and J 12 to J 15, 230/460V three phase are available with built in float switch when automatic start and stop is required.

A typical installation for automatic level control is in narrow sumps where the level of the sump is changing quickly.

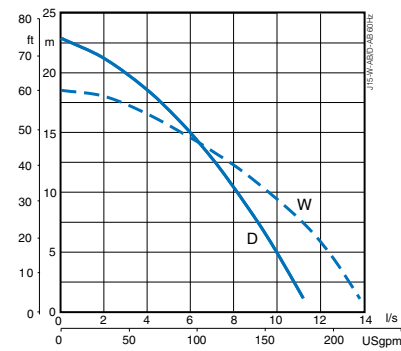
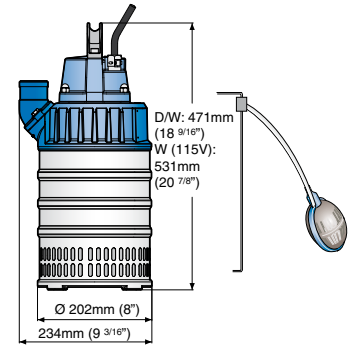


ABS J 12

J 12 W/J 12 WKS*
J 12 D/J 12 DKS*

Motor rating P_2	1.13 kW, 1 ~	1.1 kW, 3 ~
Voltage (V)	115 / 230	230 / 460 / 575
Full load (A)	13 / 6.5	4.4 / 2.2 / 1.8
Speed	3310 rpm	3400 rpm
Strainer hole	6.5 x 22 mm	
Discharge connections	Hose 1½", 2", 2½", 3" Thread BSP 2", 2½", 3" / NPT 2", 3"	
Weight (excl. cable)	16 kg (35 lb)	
Motor protection	built in	
Electric cable	20 m (65 ft) H07RN-F	

*1 Built in float switch available as option excl. 575V.

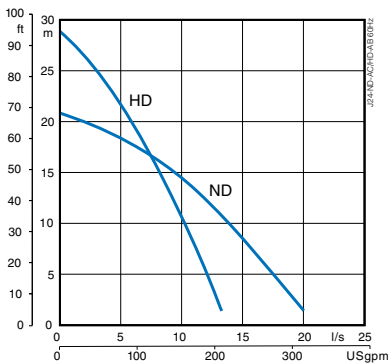
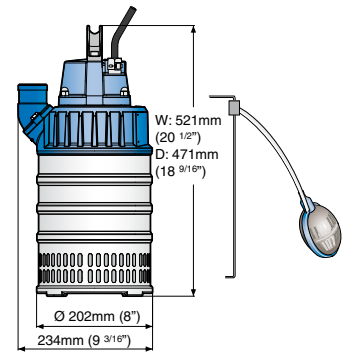


ABS J 15

J 15 W/J 15 WKS*
J 15 D/J 15 DKS*

Motor rating P_2	1.6 kW, 1 ~	1.6 kW, 3 ~
Voltage (V)	230	230 / 460 / 575
Full load (A)	9.5	5.8 / 2.9 / 2.3
Speed	3310 rpm	3400 rpm
Strainer hole	6.5 x 22 mm	
Discharge connections	Hose 1½", 2", 2½", 3" Thread BSP 2", 2½", 3" / NPT 2", 3"	
Weight (excl. cable)	18 kg (40 lb), 1~ / 16.5 kg (36 lb), 3~	
Motor protection	built in	
Electric cable	20 m (65 ft) H07RN-F	

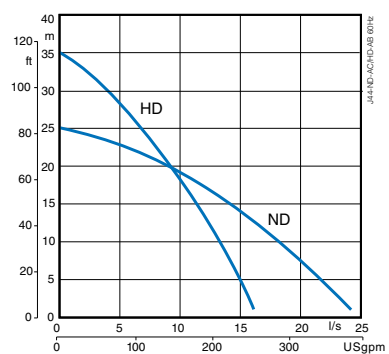
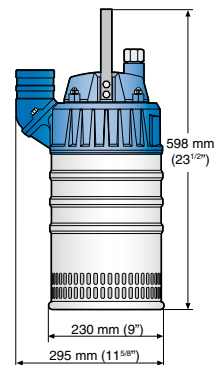
*1 Built in float switch available as option excl. 575V.



ABS J 24

J 24 ND
J 24 HD

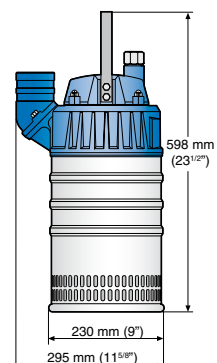
Motor rating P_2	2.8 kW,
Voltage (V):	230 / 460 / 575
Full load (A):	9.8 / 4.9 / 3.9
Speed:	3460 rpm
Strainer hole	7.5 x 22 mm
Discharge connections	Hose 2½", 3", 4" Thread BSP 2½", 3", 4" Thread NPT 3", 4"
Weight (excl. cable)	29 kg (64 lb)
Motor protection	built in
Electric cable	20 m (65 ft) H07RN-F

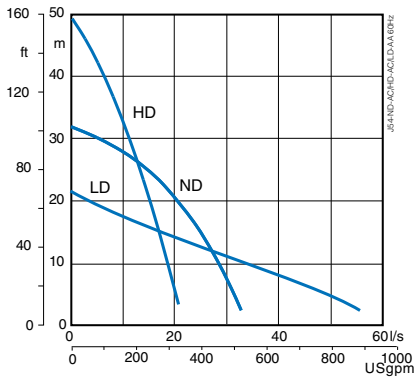


ABS J 44

J 44 ND
J 44 HD

Motor rating P_2	4.2 kW
Voltage (V):	230 / 460 / 575
Full load (A):	14.8 / 7.4 / 5.9
Speed:	3460 rpm
Strainer hole	7.5 x 22 mm
Discharge connections	Hose 2½", 3", 4" Thread BSP 2½", 3", 4" Thread NPT 3", 4"
Weight (excl. cable)	31 kg (68 lb)
Motor protection	built in
Electric cable	20 m (65 ft) H07RN-F





ABS J 54

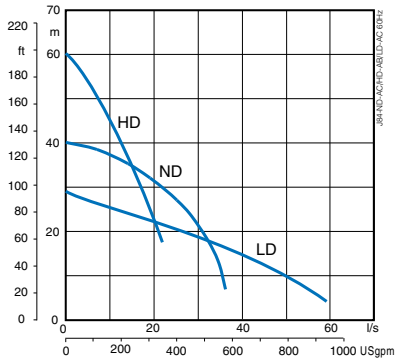
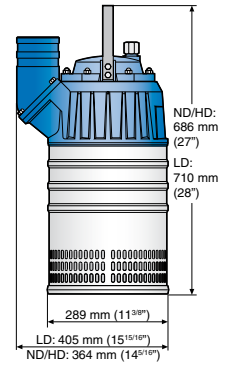
J 54 ND
J 54 HD
J 54 LD

Motor rating P_2
Voltage (V):
Full load (A):
Speed:
Strainer hole
Discharge connections

Medium head, 3-phase
High head, 3-phase
High flow, 3-phase

6.6 kW,
230 / 460 / 575
22 / 11 / 8.8
3400 rpm
7.5 x 22 mm
Hose 3", 4", 6"
Thread BSP 3", 4", 6"
Thread NPT 3", 4", 6"
50 kg (110 lb)
built in
20 m (65 ft) H07RN-F

Weight (excl. cable)
Motor protection
Electric cable



ABS J 84

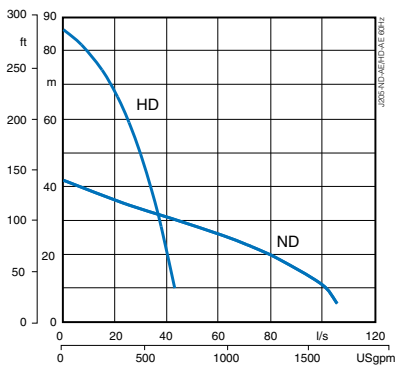
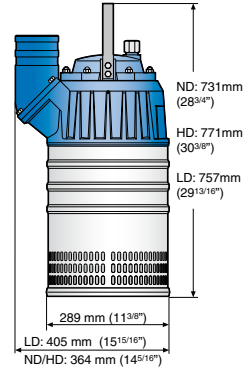
J 84 ND
J 84 HD
J 84 LD

Motor rating P_2
Voltage (V):
Full load (A):
Speed:
Strainer hole
Discharge connections

Medium head, 3-phase
High head, 3-phase
High flow, 3-phase

11 kW
230 / 460 / 575
34 / 17 / 13.5
3400 rpm
7.5 x 22 mm
Hose 3", 4", 6"
Thread BSP 3", 4", 6"
Thread NPT 3", 4", 6"
70 kg (154 lb)
built in
20 m (65 ft) H07RN-F

Weight (excl. cable)
Motor protection
Electric cable



ABS J 205

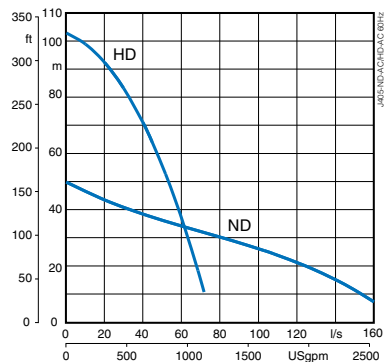
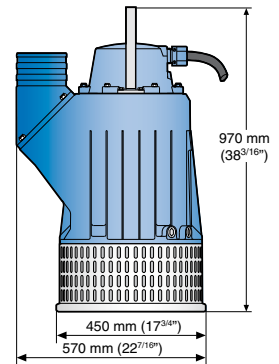
J 205 ND
J 205 HD

Motor rating P_2
Voltage (V):
Full load (A):
Speed:
Strainer hole
Discharge connections

Medium head, 3-phase
High head, 3-phase

26 kW,
230 / 460 / 575
82 / 41 / 33
3500 rpm
8 x 34 mm
Hose 4", 6", 8"
Thread BSP 4", 6", 8"
Thread NPT 4", 6", 8"
155 kg (342 lb)
built in
20 m (65 ft) H07RN-F

Weight (excl. cable)
Motor protection
Electric cable



ABS J 405

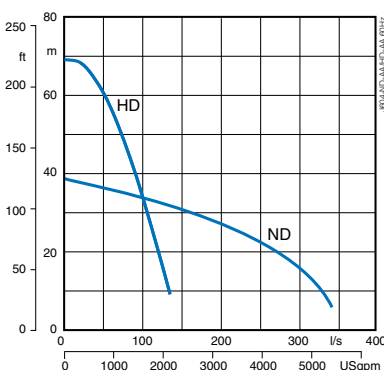
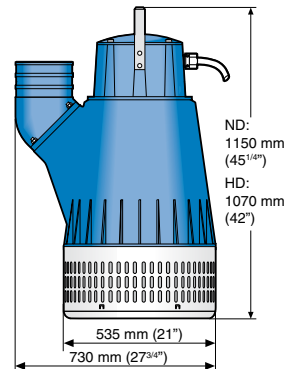
J 405 ND
J 405 HD

Motor rating P_2
Voltage (V):
Full load (A):
Speed:
Strainer hole
Discharge connections

Medium head, 3-phase
High head, 3-phase

42 kW
230 / 460 / 575
132 / 66 / 53
3450 rpm
8 x 34 mm
Hose 4", 6", 8"
Thread BSP 4", 6", 8"
Thread NPT 4", 6", 8"
270 kg (595 lb)
built in
20 m (65 ft) H07RN-F

Weight (excl. cable)
Motor protection
Electric cable



ABS J 604

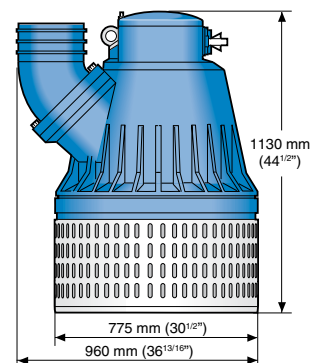
J 604 ND
J 604 HD

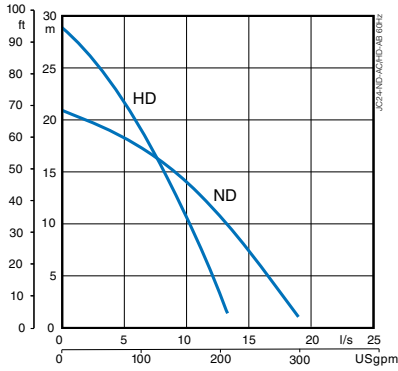
Motor rating P_2
Voltage (V):
Full load (A):
Speed:
Strainer hole
Discharge connections

Medium head, 3-phase
High head, 3-phase

70 kW
230 / 460 / 575
226 / 113 / 91
1732 rpm
12 x 60 mm
Hose 6", 8", 10"
Thread BSP 6", 8", 10"
Thread NPT 6", 8", 10"
525 kg (1157 lb)
built in
20 m (65 ft) H07RN-F

Weight (excl. cable)
Motor protection
Electric cable



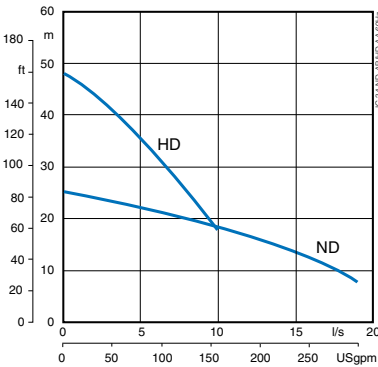
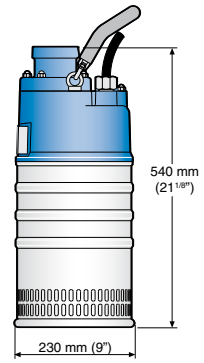


ABS JC 24

JC 24 ND
JC 24 HD

Motor rating P_2 2.8 kW
Voltage (V): 230 / 460 / 575
Full load (A): 9.8 / 4.9 / 3.9
Speed: 3460 rpm
Strainer hole 7.5 x 22 mm
Discharge connections Thread BSP 3" / NPT 3"
Weight (excl. cable) 29kg (64 lb)
Motor protection built in
Electric cable 20 m (65 ft) H07RN-F

Medium head, 3-phase
High head, 3-phase

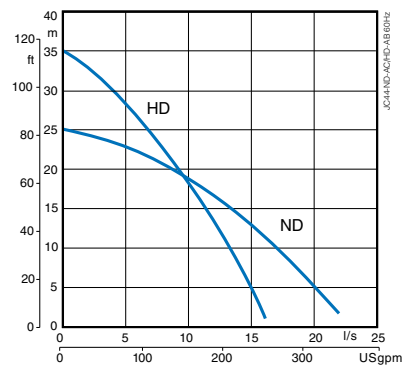
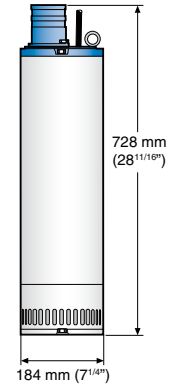


ABS JC 34

JC 34 ND
JC 34 HD

Motor rating P_2 4.3 kW
Voltage (V): 230 / 460 / 575
Full load (A): 16 / 8 / 6.4
Speed: 3400 rpm
Strainer hole 8 x 33 mm
Discharge connections Hose 2", 3"
Thread BSP 2", 3" / NPT 2", 3"
Weight (excl. cable) 31 kg (68 lb)
Motor protection built in
Electric cable 20 m (65 ft) H07RN-F

Medium head, 3-phase
High head, 3-phase

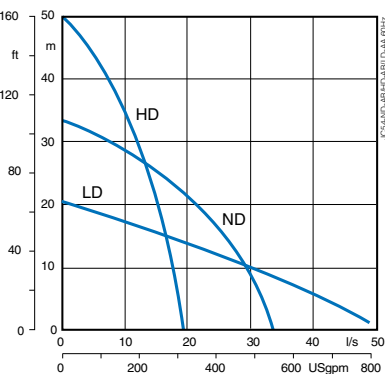
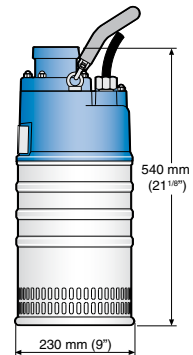


ABS JC 44

JC 44 ND
JC 44 HD

Motor rating P_2 4.2 kW
Voltage (V): 230 / 460 / 575
Full load (A): 14.8 / 7.4 / 5.9
Speed: 3460 rpm
Strainer hole 7.5 x 22 mm
Discharge connections Thread BSP 3" / NPT 3"
Weight (excl. cable) 31 kg (68 lb)
Motor protection built in
Electric cable 20 m (65 ft) H07RN-F

Medium head, 3-phase
High head, 3-phase

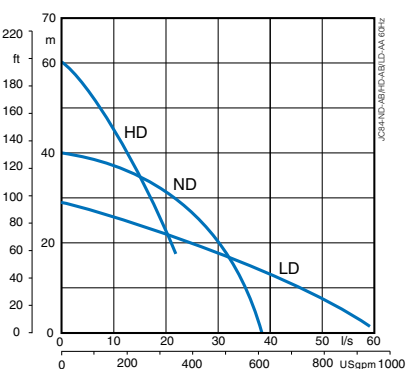
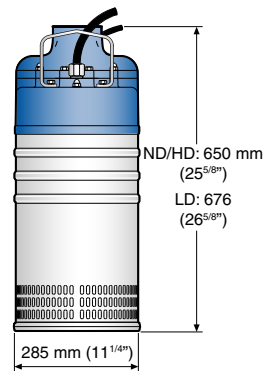


ABS JC 54

JC 54 ND
JC 54 HD
JC 54 LD

Motor rating P_2 6.6 kW
Voltage (V): 230 / 460 / 575
Full load (A): 22 / 11 / 8.8
Speed: 3400 rpm
Strainer hole 7.5 x 22 mm
Discharge connections Thread BSP 3", 4" / NPT 3", 4"
Weight (excl. cable) 50 kg (110 lb)
Motor protection built in
Electric cable 20 m (65 ft) H07RN-F

Medium head, 3-phase
High head, 3-phase
High flow, 3-phase

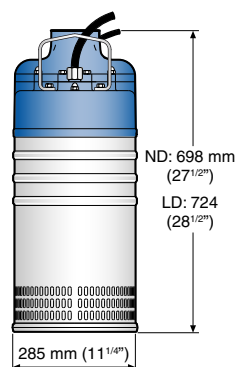


ABS JC 84

JC 84 ND
JC 84 HD
JC 84 LD

Motor rating P_2 11 kW
Voltage (V): 230 / 460 / 575
Full load (A): 34 / 17 / 13.5
Speed: 3400 rpm
Strainer hole 7.5 x 22 mm
Discharge connections Thread BSP 3", 4" / NPT 3", 4"
Weight (excl. cable) 70 kg (154 lb)
Motor protection built in
Electric cable 20 m (65 ft) H07RN-F

Medium head, 3-phase
High head, 3-phase
High flow, 3-phase



ABS submersible sludge pump JS

ABS submersible sludge pump JS 12 - 84 are excellent for pumping sludge and water mixed with solids. They have a slim design and low weight, which makes them easy to move and easy to handle. Once a JS pump is installed it can run without risk of overheating the motor or sludge clogging.

1 Easy start

– plug-in without worrying about overheating

Built-in contactor connected to the thermal sensors in the stator windings protects the motor from overheating and features an automatic restart function.

2 Clog-free pumping

– avoid downtime with solid proof hydraulics

Equipped with a free flow vortex impeller and a pump volute, the JS is perfect for pumping solids. The impeller is available in different sizes to meet your specific requirement. Max impeller diameter requires half motor or more submersed for continuous duty. (Pump can operate lying down.) Smaller impeller diameter for duty with low water level or intermittent dry running.

3 Reliability and wear resistance

– one investment, years of cost-efficient pumping

Both impeller and pump housing are made from wear resistant ductile iron for maximum wear resistance

and durability. Double mechanical shaft seal in oil bath with primary seal in silicon carbide secure safe operation and long life.

4 Convenient handling

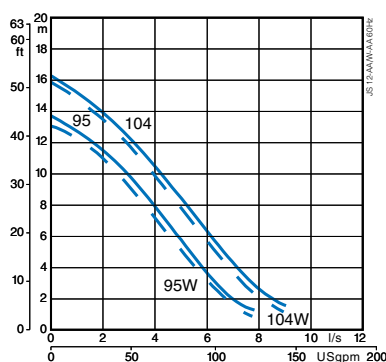

– designed to make your life easier

All motor parts are made in light weight aluminium, which provides a pump that is very easy to handle and install.

5 Serviceability

– save time and money by easy and on-site service

Due to modular design, the same parts can be used for different pumps, which lower overall service costs. By removing the top cover of the pump you can easily check the electrical junction box. For protection the motor is separately sealed from the junction box. Environmentally safe white oil is used in the oil casing for easy inspection of seal conditions.

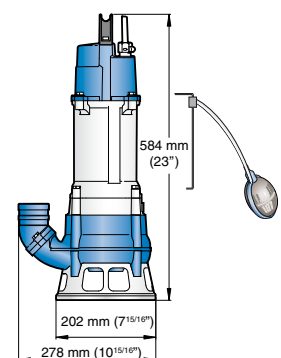


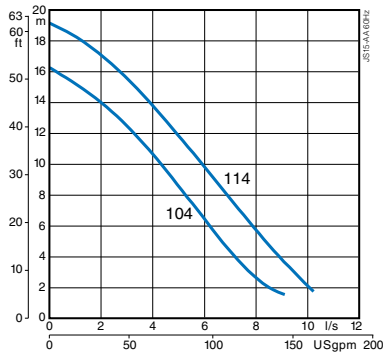
ABS JS 12

JS 12 W/WKS* -95/-104
JS 12 D/DKS* -95/-104

Motor rating P ₂	1.1 kW, 1 ~	1.1 kW, 3 ~
Voltage (V)	230	230 / 460 / 575
Full load (A)	6.6	3.8 / 1.9 / 1.5
Speed	3360 rpm	3400 rpm
Free passage	45 x 40 mm	
Discharge connections	Hose 2", 2½", 3"	
	Thread BSP 2", 2½", 3"	
	Thread NPT 2", 3"	
Weight (excl. cable)	18 kg (40 lb)	
Motor protection	built-in	
Electric cable	20 m (65 ft) H07RN-F	

***) Built in float switch available as option excl. 575V.**



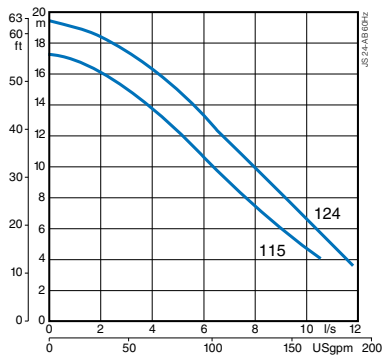
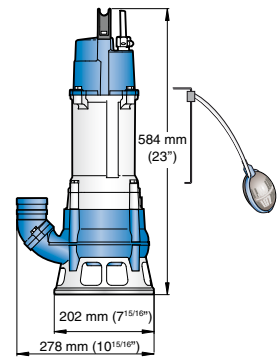


ABS JS 15

JS 15D/DKS* -104
JS 15D/DKS* -114

Motor rating P_2 1.5 kW, 3 ~
Voltage (V): 230 / 460 / 575
Full load (A): 5.2 / 2.6 / 2.1
Speed: 3400 rpm
Free passage 45 x 40 mm
Discharge connections Hose 2", 2½", 3"
Thread BSP 2", 2½", 3" / NPT 2", 3"
Weight (excl. cable) 18 kg (40 lb)
Motor protection built in
Electric cable 20 m (65 ft) H07RN-F

***Built in float switch available as option excl. 575V.**

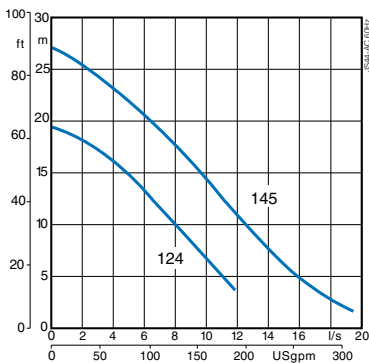
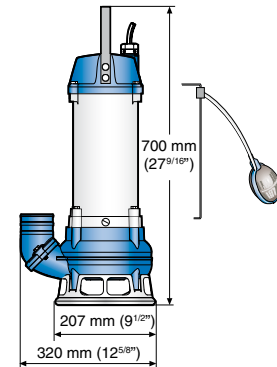


ABS JS 24

JS 24D/DKS* -115
JS 24D/DKS* -124

Motor rating P_2 2.2 kW, 3 ~
Voltage (V): 230 / 460 / 575
Full load (A): 8.2 / 4.1 / 3.3
Speed: 3460 rpm
Free passage 55 x 40 mm
Discharge connections Hose 2½", 3", 4"
Thread BSP 2½", 3", 4" / NPT 3", 4"
Weight (excl. cable) 29 kg (64 lb)
Motor protection built in
Electric cable 20 m (65 ft) H07RN-F

***Built in float switch available as option excl. 575V.**

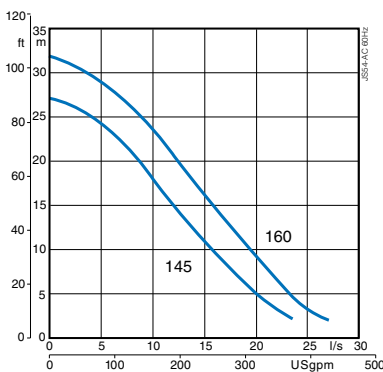
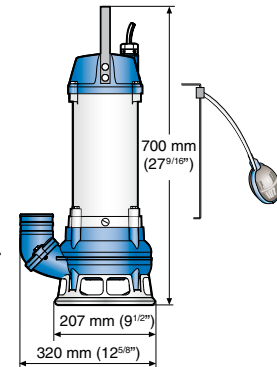


ABS JS 44

JS 44D/DKS* -124
JS 44D/DKS* -145

Motor rating P_2 3.8 kW, 3 ~
Voltage (V): 230 / 460 / 575
Full load (A): 13.8 / 6.9 / 5.5
Speed: 3460 rpm
Free passage 55 x 40 mm
Discharge connections Hose 2½", 3", 4"
Thread BSP 2½", 3", 4" / NPT 3", 4"
Weight (excl. cable) 31 kg (68 lb)
Motor protection built in
Electric cable 20 m (65 ft) H07RN-F

***Built in float switch available as option excl. 575V.**

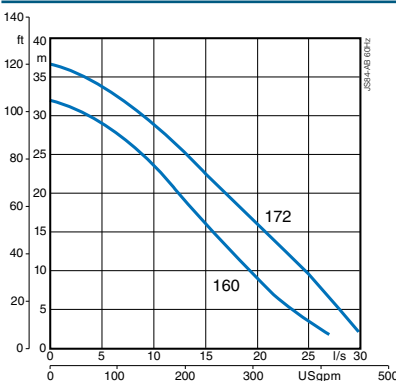
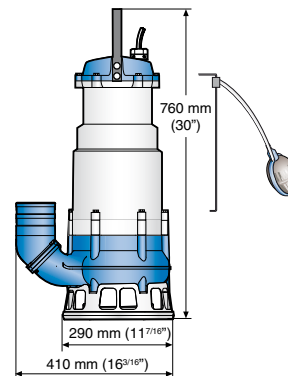


ABS JS 54

JS 54D/DKS* -145
JS 54D/DKS* -160

Motor rating P_2 6 kW, 3 ~
Voltage (V): 230 / 460 / 575
Full load (A): 22 / 11 / 8.8
Speed: 3400 rpm
Free passage 55 x 45 mm
Discharge connections Hose 3", 4"
Thread BSP 3", 4" / NPT 3", 4"
Weight (excl. cable) 54 kg (119 lb)
Motor protection built in
Electric cable 20 m (65 ft) H07RN-F

***Built in float switch available as option excl. 575V.**



ABS JS 84

JS 84D/DKS* -160
JS 84D/DKS* -172

Motor rating P_2 9 kW, 3 ~
Voltage (V): 230 / 460 / 575
Full load (A): 30 / 15 / 12
Speed: 3400 rpm
Free passage 55 x 45 mm
Discharge connections Hose 3", 4"
Thread BSP 3", 4" / NPT 3", 4"
Weight (excl. cable) 67 kg (148 lb)
Motor protection built in
Electric cable 20 m (65 ft) H07RN-F

***Built in float switch available as option excl. 575V.**

